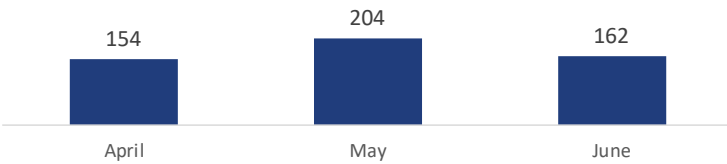
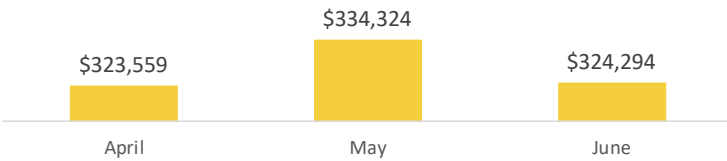
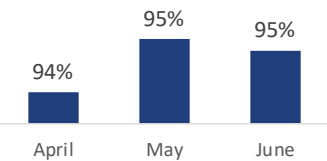
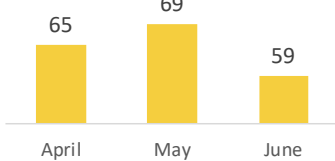
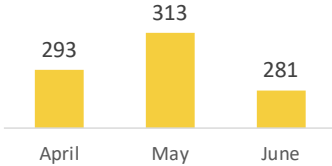
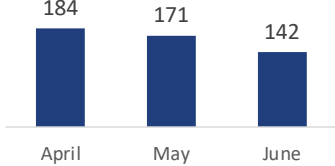
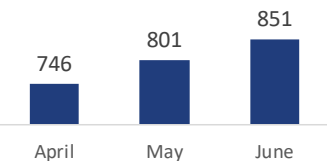
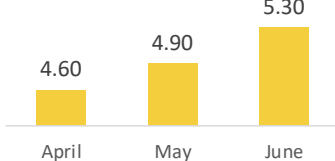


HUNT COUNTY

Housing Market Stats | June 2024


3 MONTH TREND
CURRENT MONTH

SALES

AVERAGE PRICE

SOLD-TO-LIST PRICE

DAYS ON MARKET

NEW LISTINGS

PENDING SALES

ACTIVE LISTINGS

MONTHS INVENTORY


METRIC	JUNE	CHANGE [Year Ago]
New Listings	281	1%
Pending Sales	142	-23%
Sales	162	-21%
Average Price	\$324,294	-10%
Sold-To-List Price	95%	-1%
Days On Market	59	9%
Active Listings	851	40%
Months Inventory	5.3	40%

Contact your **OLD REPUBLIC TITLE SALES REPRESENTATIVE** to receive these and other DFW area market stats.
Single-Family Properties | Data Source: NTRIS