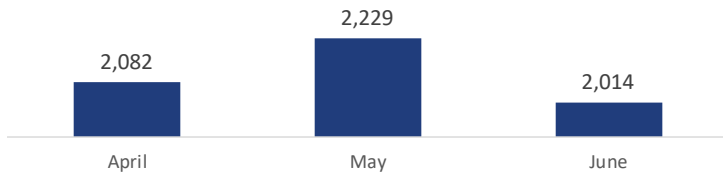
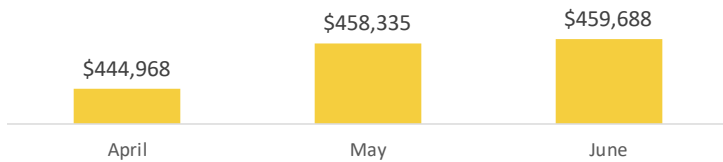
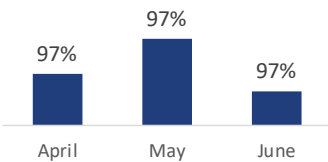
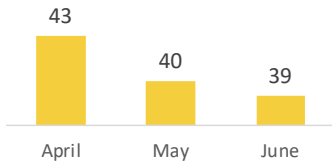
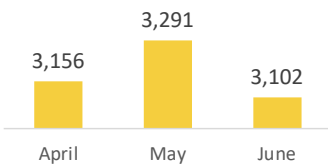
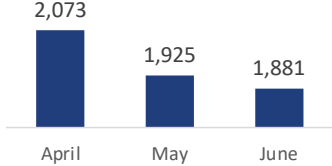
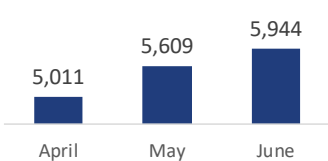
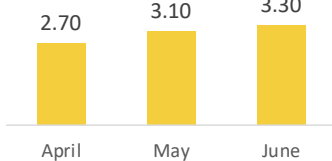


TARRANT COUNTY

Housing Market Stats | June 2024


3 MONTH TREND
CURRENT MONTH

SALES

AVERAGE PRICE

SOLD-TO-LIST PRICE

DAYS ON MARKET

NEW LISTINGS

PENDING SALES

ACTIVE LISTINGS

MONTHS INVENTORY

METRIC
JUNE
CHANGE [Year Ago]
New Listings
3,102
1%
Pending Sales
1,881
-16%
Sales
2,014
-13%
Average Price
\$459,688
3%
Sold-To-List Price
97%
-1%
Days On Market
39
18%
Active Listings
5,944
32%
Months Inventory
3.3
44%

Contact your **OLD REPUBLIC TITLE SALES REPRESENTATIVE** to receive these and other DFW area market stats.

Single-Family Properties | Data Source: NTRIS