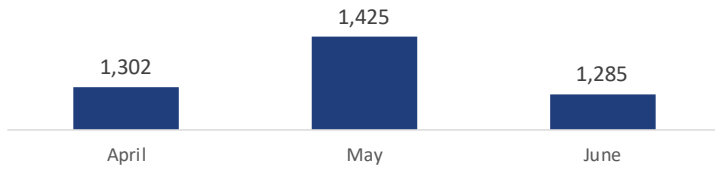
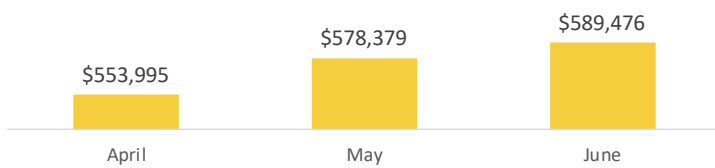
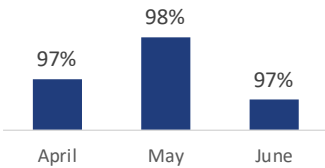
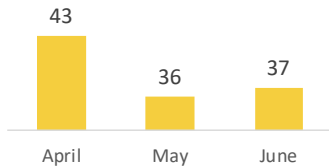
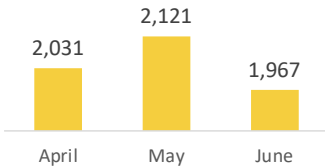
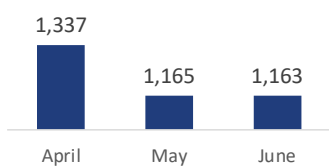
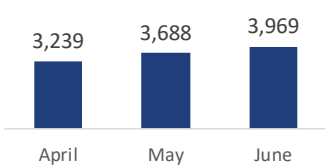
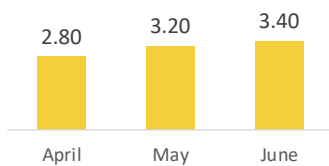


# DENTON COUNTY

## Housing Market Stats | June 2024


**3 MONTH TREND**
**CURRENT MONTH**

**SALES**

**AVERAGE PRICE**

**SOLD-TO-LIST PRICE**

**DAYS ON MARKET**

**NEW LISTINGS**

**PENDING SALES**

**ACTIVE LISTINGS**

**MONTHS INVENTORY**

**METRIC**
**JUNE**
**CHANGE [Year Ago]**
**New Listings**
**1,967**
**-6%**
**Pending Sales**
**1,163**
**-17%**
**Sales**
**1,285**
**-15%**
**Average Price**
**\$589,476**
**4%**
**Sold-To-List Price**
**97%**
**-1%**
**Days On Market**
**37**
**6%**
**Active Listings**
**3,969**
**30%**
**Months Inventory**
**3.4**
**36%**

Contact your **OLD REPUBLIC TITLE SALES REPRESENTATIVE** to receive these and other DFW area market stats.

Single-Family Properties | Data Source: NTRIS