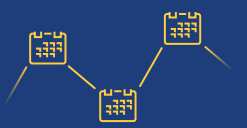


# ELLIS COUNTY

## Housing Market Stats | June 2024

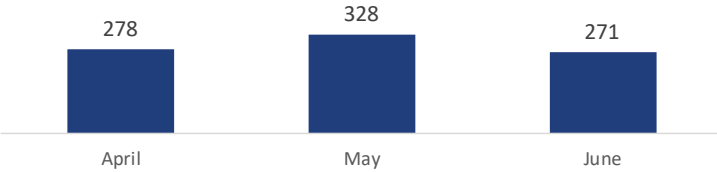


**3 MONTH TREND**

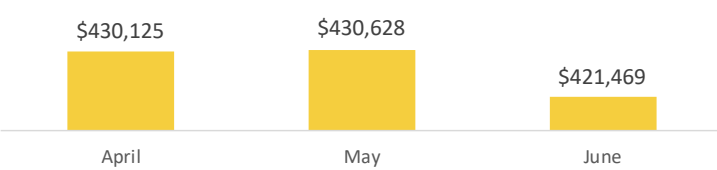
**CURRENT MONTH**



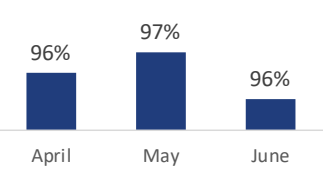
**SALES**



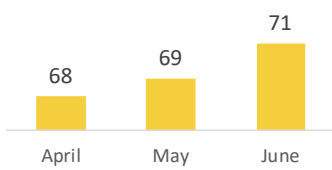
**AVERAGE PRICE**



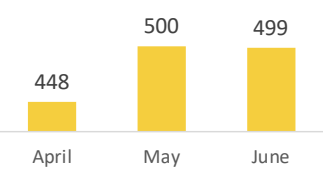
**SOLD-TO-LIST PRICE**



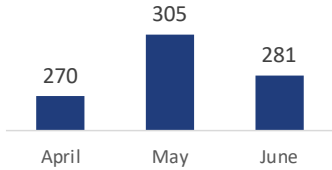
**DAYS ON MARKET**



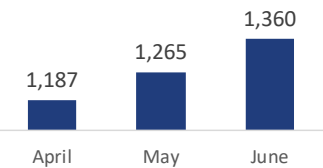
**NEW LISTINGS**



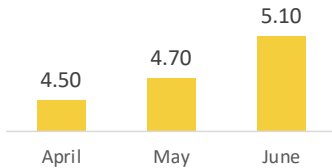
**PENDING SALES**



**ACTIVE LISTINGS**



**MONTHS INVENTORY**



METRIC	JUNE	CHANGE [Year Ago]
New Listings	499	13%
Pending Sales	281	-8%
Sales	271	-18%
Average Price	\$421,469	-4%
Sold-To-List Price	96%	-1%
Days On Market	71	13%
Active Listings	1,360	45%
Months Inventory	5.1	46%

Contact your **OLD REPUBLIC TITLE SALES REPRESENTATIVE** to receive these and other DFW area market stats.  
*Single-Family Properties | Data Source: NTR EIS*