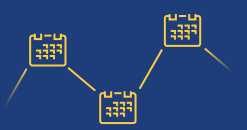


JOHNSON COUNTY

Housing Market Stats | June 2024

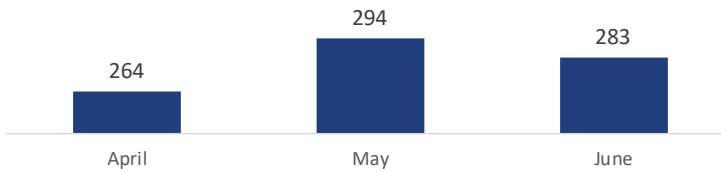


3 MONTH TREND

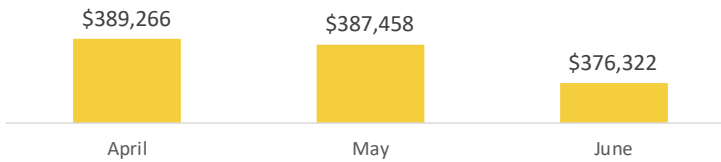
CURRENT MONTH



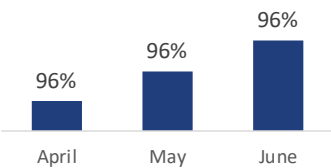
SALES



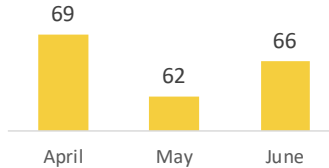
AVERAGE PRICE



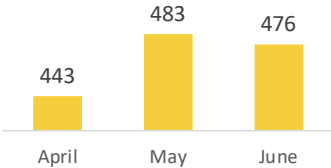
SOLD-TO-LIST PRICE



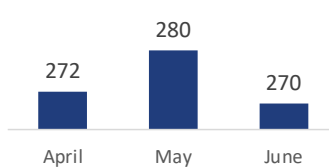
DAYS ON MARKET



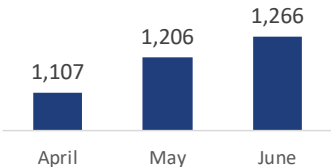
NEW LISTINGS



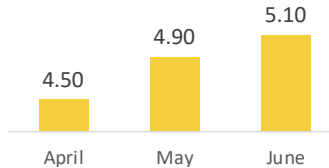
PENDING SALES



ACTIVE LISTINGS



MONTHS INVENTORY



METRIC	JUNE	CHANGE [Year Ago]
New Listings	476	20%
Pending Sales	270	8%
Sales	283	-7%
Average Price	\$376,322	-0%
Sold-To-List Price	96%	0%
Days On Market	66	22%
Active Listings	1,266	48%
Months Inventory	5.1	55%

Contact your **OLD REPUBLIC TITLE SALES REPRESENTATIVE** to receive these and other DFW area market stats.

Single-Family Properties | Data Source: NTRIS