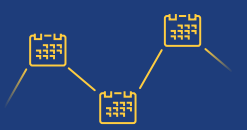


KAUFMAN COUNTY

Housing Market Stats | June 2024

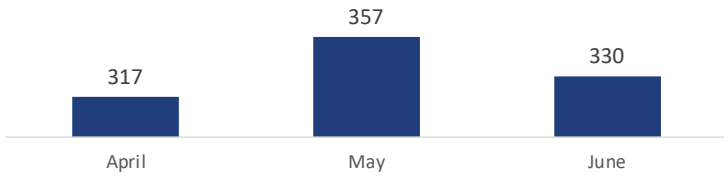


3 MONTH TREND

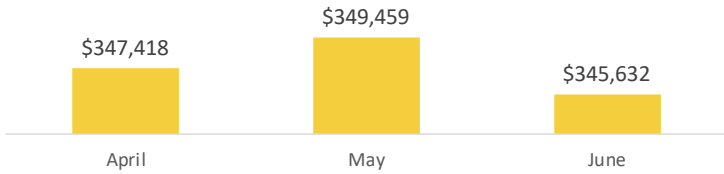
CURRENT MONTH



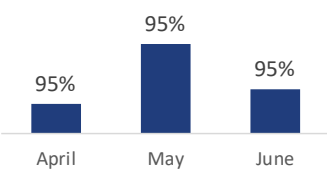
SALES



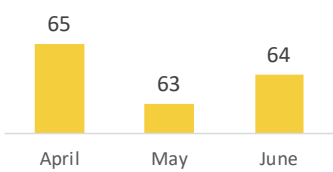
AVERAGE PRICE



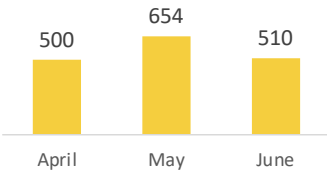
SOLD-TO-LIST PRICE



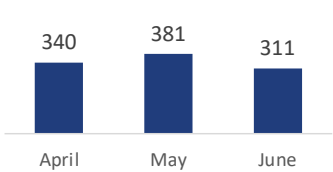
DAYS ON MARKET



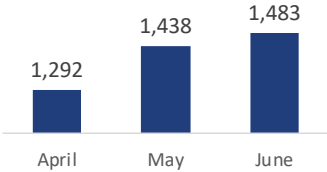
NEW LISTINGS



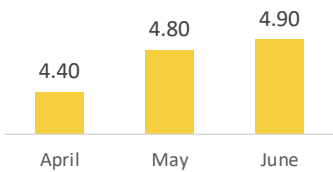
PENDING SALES



ACTIVE LISTINGS



MONTHS INVENTORY



METRIC	JUNE	CHANGE [Year Ago]
New Listings	510	11%
Pending Sales	311	-2%
Sales	330	-11%
Average Price	\$345,632	-5%
Sold-To-List Price	95%	-1%
Days On Market	64	7%
Active Listings	1,483	36%
Months Inventory	4.9	29%

Contact your **OLD REPUBLIC TITLE SALES REPRESENTATIVE** to receive these and other DFW area market stats.
Single-Family Properties | Data Source: NTR EIS