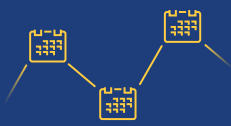


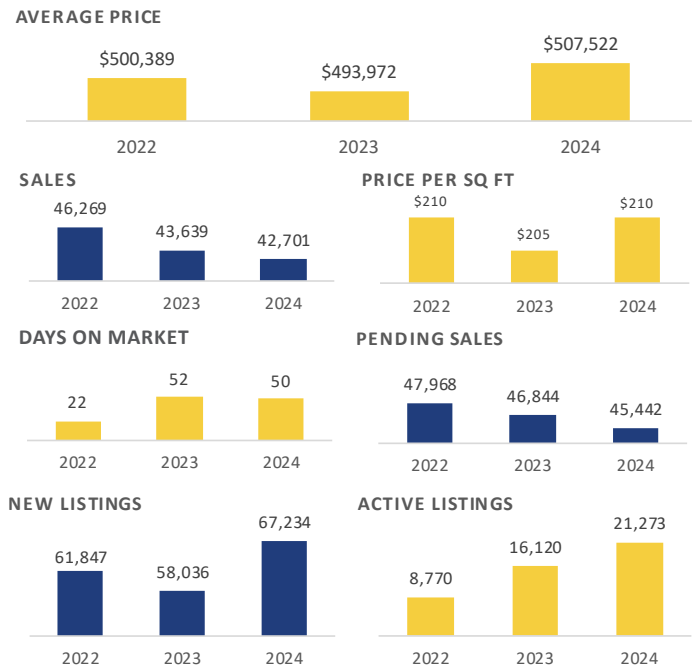
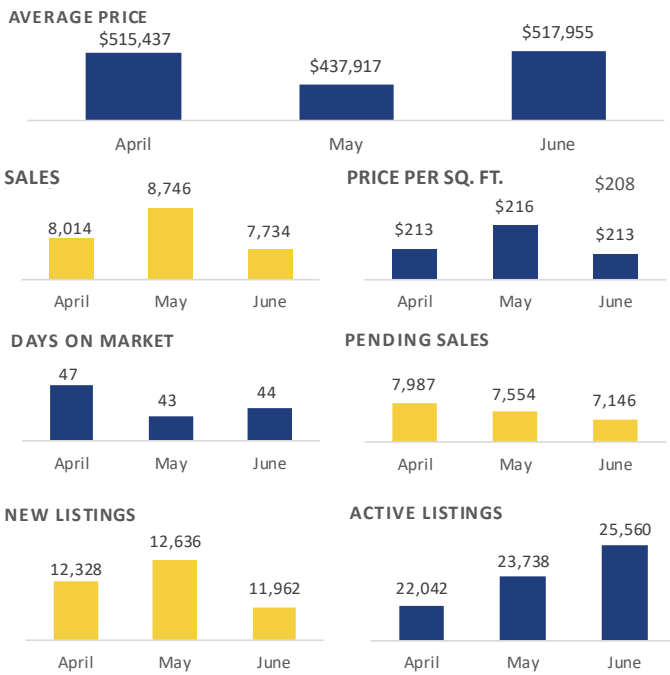
DALLAS-FORT WORTH

Housing Market Stats | June 2024



3 MONTH TREND

3 YEAR TREND



CURRENT MONTH

YEAR-TO-DATE

METRIC	JUNE	CHANGE [Year Ago]
Sales	7,734	-11%
Average Price	\$517,955	0%
Price Per Sq Ft	\$213	1%
Days On Market	44	7%
Pending Sales	7,146	-11%
New Listings	11,962	2%
Active Listings	25,560	42%

METRIC	JUNE	CHANGE [Year Ago]
Sales	42,701	-1%
Average Price	\$507,522	3%
Price Per Sq Ft	\$210	3%
Days On Market	50	-4%
Pending Sales	45,442	-2%
New Listings	67,234	17%
Active Listings	21,273	35%

Contact your **OLD REPUBLIC TITLE SALES REPRESENTATIVE** to receive these and other DFW area market stats.
Single-Family Properties | Data Source: NTRDIS